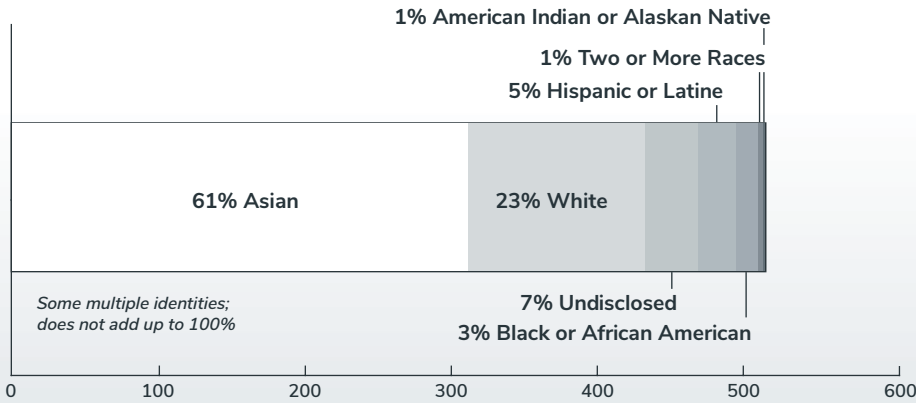


Faculty Recruitment FY23

507 Applications

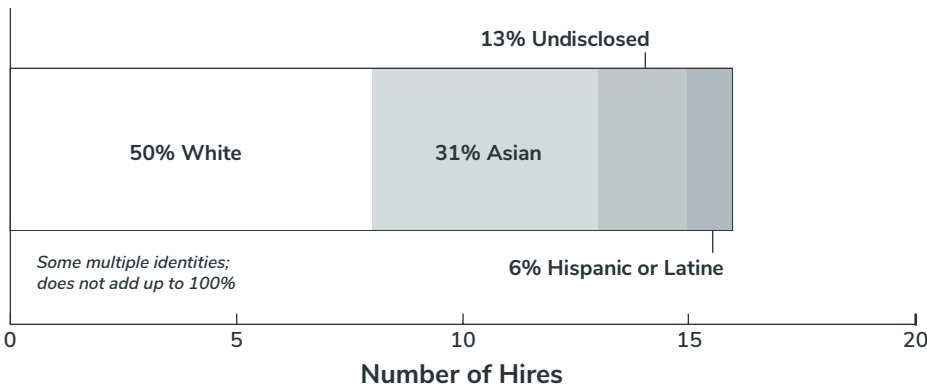


68% Male
28% Female
3% Undisclosed



51% International

16 Hires



81.3% Male
18.8% Female
0% Undisclosed



25% International

	Offers	Declines	Hires
BME	1	0	1
CBE	1	0	1
CEGE	1	0	1
CSE	4	2	2
EED	2	0	2
ECE	1	0	1
ISE	1	0	1
KSA	3	1	2
MSE	2	0	2
MAE	3	0	3

0% 5% 10% 15% 20% 25% 30%

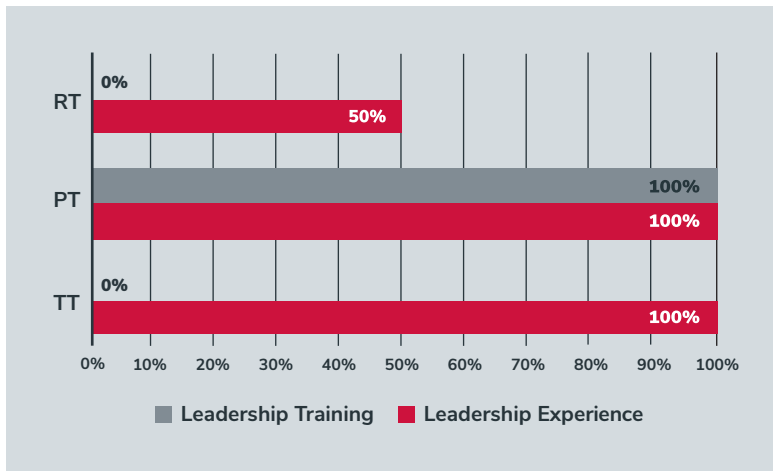
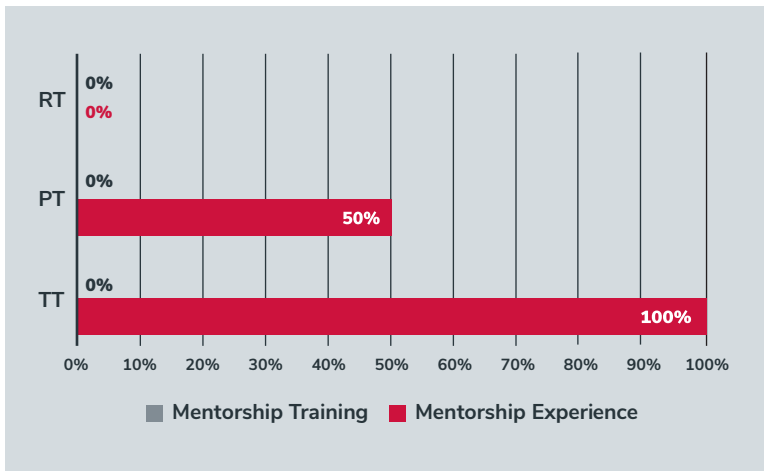
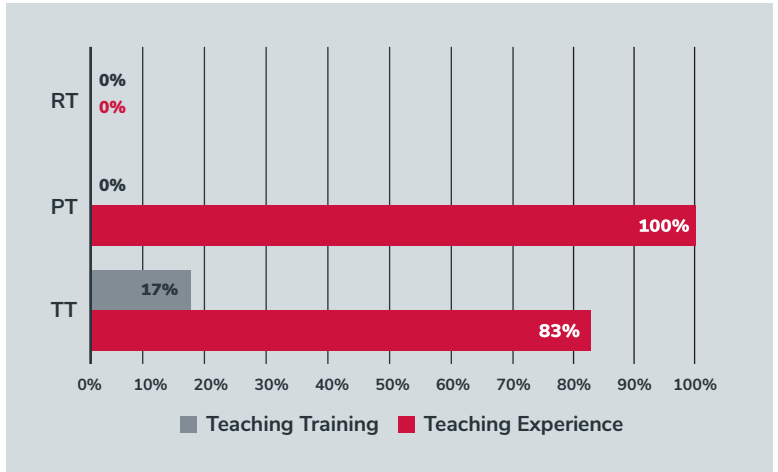
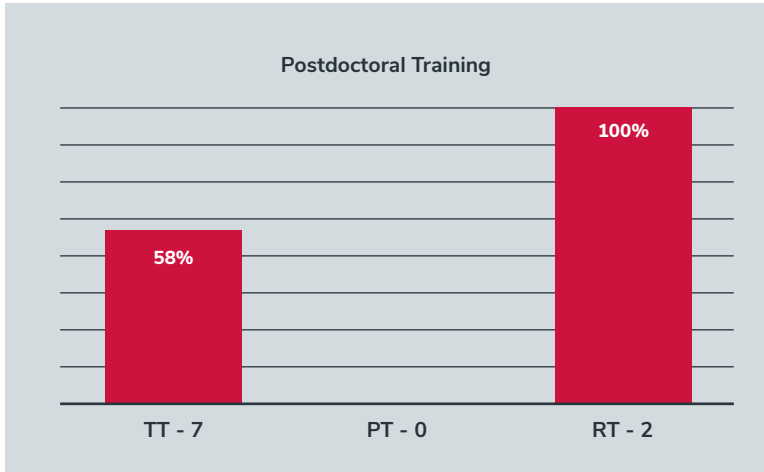


Orientation Attendance
75%



Assistant Professors

TT: Tenure Track (n=12) • PT: Professional Practice Track (n=2) • RT: Research Track (n=2)




Institutions our FY23 faculty cohort came from

Institution

- 4 The Ohio State University
- 1 Arizona State University
- 1 Carnegie Mellon University
- 1 Clemson University
- 1 Kent State University
- 1 North Carolina State University
- 1 Pennsylvania State University
- 1 University of Arizona
- 1 University of Maryland
- 1 University of North Carolina at Chapel Hill
- 1 Wayne State University
- 1 Yale-National University of Singapore



44% of new faculty came from Big Ten Academic Alliance



94% of faculty came from Research Intensive Universities



44% of the new faculty came from community engaged universities